

# ADAPTER

ÜBERSICHT



**QM 5** (37 g)  
IS-203-F



**QM 9** (50 g)  
IS-203-R



**QM 12** (30 g)  
IS-160-R /  
IS-180-F



**QM 44** (37 g)  
PM 180-203



**QM 45** (34 g)  
PM 140-180  
PM 180-220



**QM 46** (37 g)  
PM 203 - 220



**QM 40** (39 g)  
PM 160-180  
PM 140-160  
PM 200-220



**QM 41** (37 g)  
IS-180-R



**QM 42** (34 g)  
PM 160-203



**QM 43** (30 g)  
IS-160-F



**QM 50** (11 g)  
FM 140/160 - 160F  
FM 160/180 - 180F



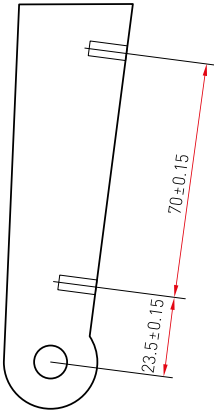
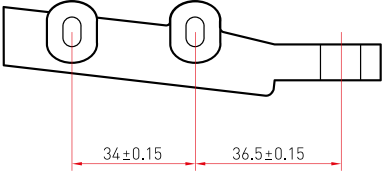
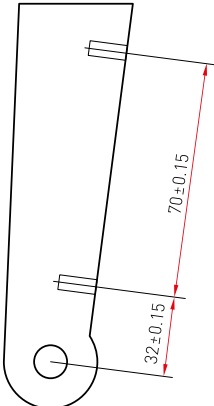
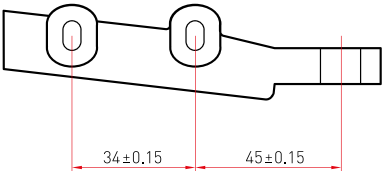
**QM 51** (10 g)  
FM 140/160 - 160R  
FM 160/180 - 180R



**QM 52** (10 g)  
FM 160/180 - 160F

Scheibendurchmesser	Ø 160 mm	Artikel-Nr.	Ø 180 mm	Artikel-Nr.	Ø 203 mm	Artikel-Nr.	Ø 220 mm	Artikel-Nr.
<b>Gabel</b>								
PM 160 (PM 6")	direkt		QM 40	2 700 515	QM 42	2 700 517		
PM 180 (PM 7")			direkt		QM 44	2 701 967	QM 45	2 701 940
PM 200 (PM 8")					Spacer 1,5 mm		QM 40	2 700 515
PM 203 (PM 8")					direkt		QM 46	2 702 193
PM 220							direkt	
IS	QM 43	2 700 518	QM 12	0 722 426	QM 5	0 722 321		
FM-F140/160	QM 50	2 701 598						
FM-F160/180	QM 52	2 702 055	QM 50	2 701 598				
<b>Hinterbau</b>								
PM 140 (PM 5")	QM 40	2 700 515	QM 45	2 701 940				
PM 160 (PM 6")	direkt		QM 40	2 700 515	QM 42	2 700 517		
PM 180 (PM 7")			direkt		QM 44	2 701 967	QM 45	2 701 940
PM 200 (PM 8")					Spacer 1,5 mm		QM 40	2 700 515
PM 203 (PM 8")					direkt		QM 46	2 702 193
PM 220							direkt	
IS	QM 12	0 722 426	QM 41	2 700 516	QM 9	0 722 325		
FM-R140/160	QM 51	2 701 600						
FM-R160/180	direkt		QM 51	2 701 600				

# MAGURA FLATMOUNT ADAPTER KOMPATIBILITÄT

	Gabel	Scheibe	MAGURA Adapter	Rahmen	Scheibe	MAGURA Adapter
F140/160		140 mm	<b>QM 52</b>		140 mm	<b>direkt</b>
		160 mm	<b>QM 50</b>		160 mm	<b>QM 51</b>
F160/180		160 mm	<b>QM 52</b>		160 mm	<b>direkt</b>
		180 mm	<b>QM 50</b>		180 mm	<b>QM 51</b>